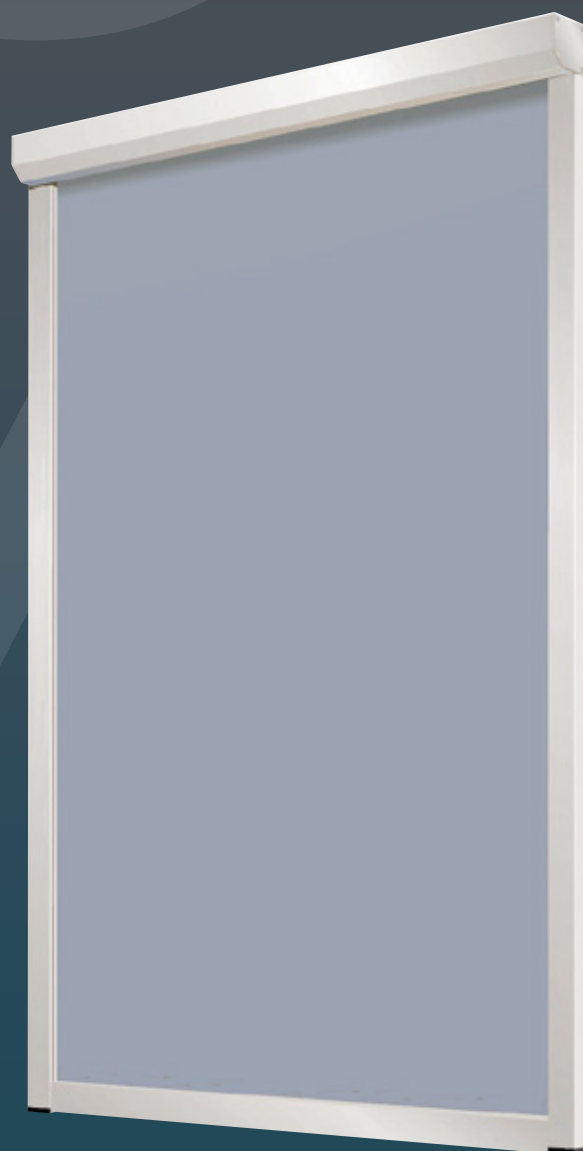


BOLBYR®



SCREEN

BOL SCREEN

EN

NL

Subject to misprints, errors and technical modifications.
Drukfouten, fouten en technische wijzigingen voorbehouden.

20494679-240322EN-NL

Contents

Inhoudsopgave

Measurements

Maatvoering 4

Scheme

Schema 9

Shortening sizes

Afkortmaten 12

Exploded view

..... 14

Bill of material (BOM)

Stuklijst 15

Parts list

Onderdelenlijst

Bol screen Type 60 XXS..... 16

Bol screen Type 62 XXS..... 17

Bol screen Type 64 XS..... 18

Bol screen Type 66 XS..... 20

Bol screen Type 68 S..... 22

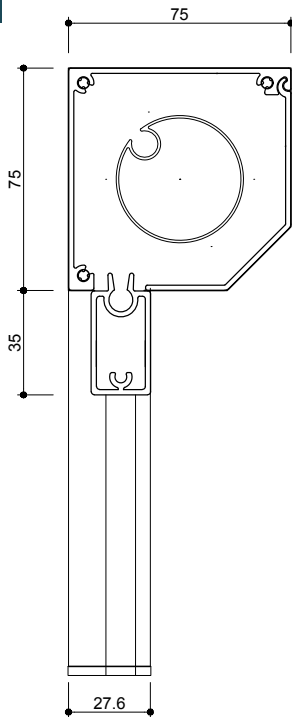
Bol screen Type 70 S..... 24

Bol screen general | algemeen 26

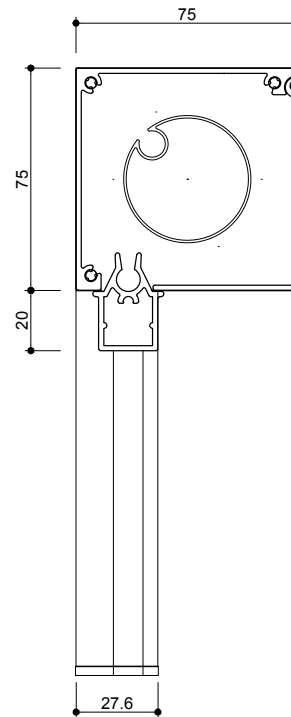
Measurements

Maatvoering

60 XXS

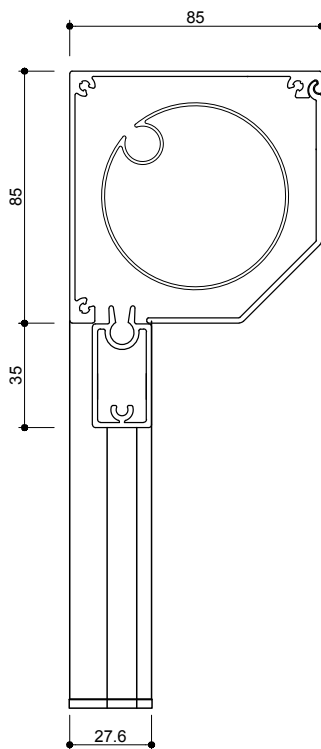


62 XXS

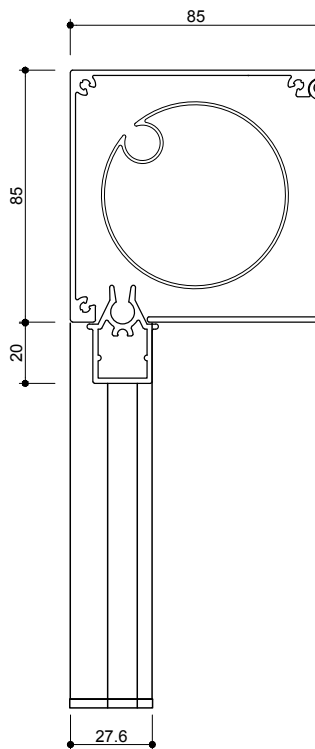


Cross section | Doorsnede

64 XS



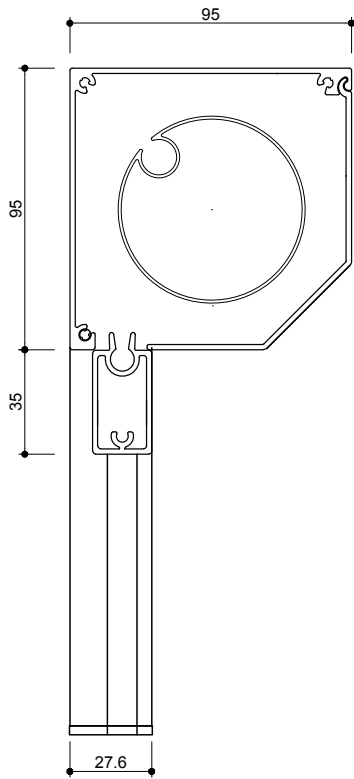
66 XS



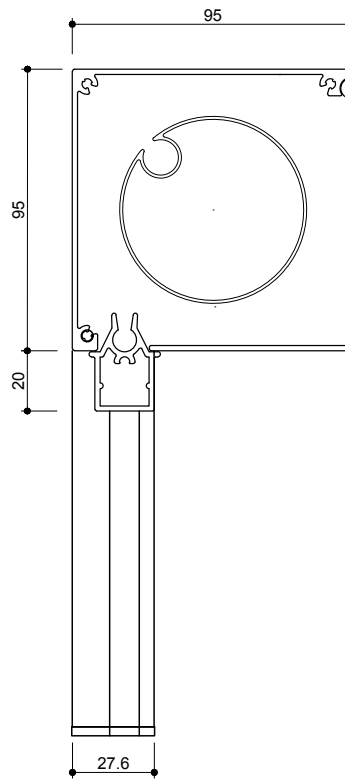
Measurements

Maatvoering

68 S



70 S



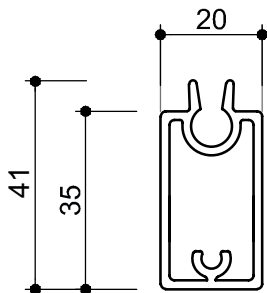
Cross section | Doorsnede

Measurements

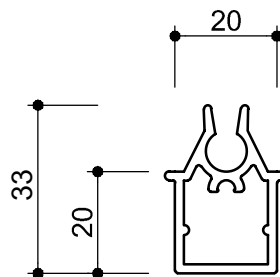
Maatvoering

Bottom slats | Onderlijsten

Cross section | Doorsnede

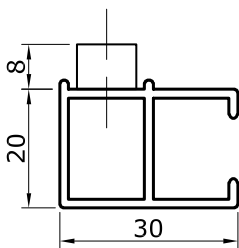


standard | standaard

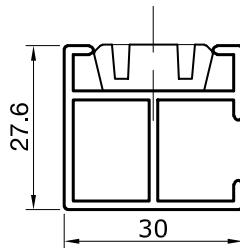


small | klein

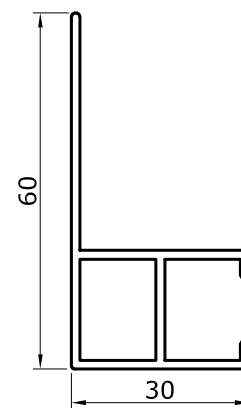
Side guides | Zijgeleiders



HTF



HTF click



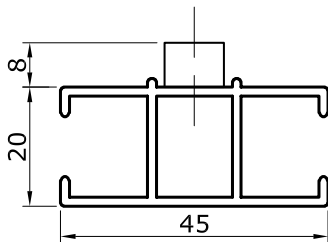
LHTF

Measurements

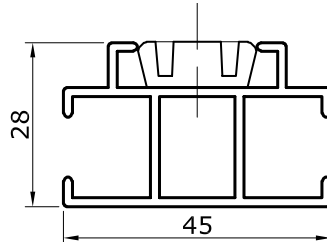
Maatvoering

Centre guides | Koppelgeleiders

Cross section | Doorsnede

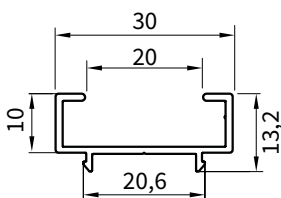


MHTF






MHTF click

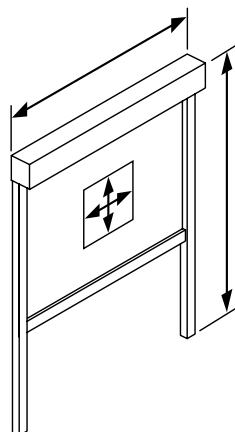
Fill-up profile HTF click | Opvulprofiel HTF click



Measurements

Maatvoering

Screen	Control Bediening	Type	Tube Doekbuis	Max. 	Max. 	Max. 
Type 60 XXS Type 62 XXS	Manual Handbediend	Mono inside Mono binnen Gear box outside Oogwindwerk buiten Tape- or cord Band- of koord	ø48 mm	2800 mm	2300 mm	6 m ²
	Motorised Elektrisch		ø50 mm	2800 mm	2400 mm	6 m ²
Type 64 XS Type 66 XS	Manual Handbediend	Mono inside Mono binnen Gear box outside Oogwindwerk buiten	ø48 mm	3200 mm	3600 mm	6 m ²
		Tape- or cord Band- of koord Tape winder Bandwindwerk Cord winder Koordwindwerk	ø48 mm	3200 mm	2300 mm	6 m ²
	Motorised Elektrisch		ø50 mm	3200 mm	3600 mm	6 m ²
			ø63 mm	3200 mm	2100 mm	6 m ²
Type 68 S Type 70 S	Manual Handbediend	Mono inside Mono binnen Gear box outside Oogwindwerk buiten	ø48 mm	3200 mm	5000 mm	6 m ²
		Tape- or cord Band- of koord Tape winder Bandwindwerk Cord winder Koordwindwerk	ø48 mm	3200 mm	2300 mm	6 m ²
	Motorised Elektrisch		ø50 mm	3200 mm	5000 mm	6 m ²
			ø63 mm	3200 mm	3900 mm	6 m ²



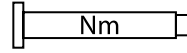
NOTE: Combining max. height and max. width can overwrite the max. surface.
LET OP: Combineren van max. hoogte en max. breedte kan het max. oppervlak overschrijven.

Scheme

Schema

Type 60 XXS - Type 62 XXS

Minimal required
Minimaal benodigd



50

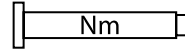
 [mm]	[mm]									
	1000	1200	1400	1600	1800	2000	2200	2400	2600	2800
1000	8	8	8	8	8	8	8	8	8	8
1100	8	8	8	8	8	8	8	8	8	8
1200	8	8	8	8	8	8	8	8	8	8
1300	8	8	8	8	8	8	8	8	8	8
1400	8	8	8	8	8	8	8	8	8	8
1500	8	8	8	8	8	8	8	8	8	8
1600	8	8	8	8	8	8	8	8	8	8
1700	8	8	8	8	8	8	8	8	8	8
1800	8	8	8	8	8	8	8	8	8	8
1900	8	8	8	8	8	8	8	8	8	8
2000	8	8	8	8	8	8	8	8	8	8
2100	8	8	8	8	8	8	8	8	8	8
2200	8	8	8	8	8	8	8	8	8	8
2300	8	8	8	8	8	8	8	8	8	8
2400	8	8	8	8	8	8	8	8	8	8

Scheme

Schema

Type 64 XS - Type 66 XS

Minimal required
Minimaal benodigd



↑ ↓ [mm]	↔ [mm]												Advice 1 x							
	1000	1200	1400	1600	1800	2000	2200	2400	2600	2800	3000	3200	3400	3600	3800	4000	4200	4400	4600	
1000	8	8	8	8	8	8	8	8	8	8	8	8	15	15	15	15	15	15	15	
1100	8	8	8	8	8	8	8	8	8	8	8	8	15	15	15	15	15	15	15	
1200	8	8	8	8	8	8	8	8	8	8	8	8	15	15	15	15	15	15	15	
1300	8	8	8	8	8	8	8	8	8	8	8	8	15	15	15	15	15	15	15	
1400	8	8	8	8	8	8	8	8	8	8	8	8	15	15	15	15	15	15	15	
1500	8	8	8	8	8	8	8	8	8	8	8	8	15	15	15	15	15	15	15	
1600	8	8	8	8	8	8	8	8	8	8	8	8	15	15	15	15	15	15	15	
1700	8	8	8	8	8	8	8	8	8	8	8	8	15	15	15	15	15	15	15	
1800	8	8	8	8	8	8	8	8	8	8	8	8	15	15	15	15	15	15	15	
1900	8	8	8	8	8	8	8	8	8	8	8	8	15	15	15	15	15	15	15	
2000	8	8	8	8	8	8	8	8	8	8	8	8	15	15	15	15	15	15	15	
2100	8	8	8	8	8	8	8	8	8	8	8	8	15	15	15	15	15	15	15	
2200	8	8	8	8	8	8	8	8	8	8	8	8	15	15	15	15	15	15	15	
2300	8	8	8	8	8	8	8	8	8	8	8	8	15	15	15	15	15	15	15	
2400	8	8	8	8	8	8	8	8	8	8	8	15	15	15	15	15	15	15	15	
2500	8	8	8	8	8	8	8	8	8	8	15	15	15	15	15	15	15	15	15	
2600	8	8	8	8	8	8	8	8	8	15	15	15	15	15	15	15	15	15	15	
2700	8	8	8	8	8	8	8	8	15	15	15	15	15	15	15	15	15	15	15	
2800	8	8	8	8	8	8	8	15	15	15	15	15	15	15	15	15	15	15	15	

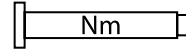
↑ ↓ [mm]	↔ [mm]								Advice 2 x											
	4800	5000	5200	5400	5600	5800	6000	6200	6400	6600	6800	7000	7200	7400						
1000	15	15	15	15	15	15	15	15	15	15	15	15	15	15						
1100	15	15	15	15	15	15	15	15	15	15	15	15	15	15						
1200	15	15	15	15	15	15	15	15	15	15	15	15	15	15						
1300	15	15	15	15	15	15	15	15	15	15	15	15	15	15						
1400	15	15	15	15	15	15	15	15	15	15	15	15	15	15						
1500	15	15	15	15	15	15	15	15	15	15	15	15	15	15						
1600	15	15	15	15	15	15	15	15	15	15	15	15	15	15						
1700	15	15	15	15	15	15	15	15	15	15	15	15	15	15						
1800	15	15	15	15	15	15	15	15	15	15	15	15	15	15						
1900	15	15	15	15	15	15	15	15	15	15	15	15	15	15						
2000	15	15	15	15	15	15	15	15	15	15	15	15	15	15						
2100	15	15	15	15	15	15	15	15	15	15	15	15	15	15						
2200	15	15	15	15	15	15	15	15	15	15	15	15	15	15						
2300	15	15	15	15	15	15	15	15	15	15	15	15	15	15						
2400	15	15	15	15	15	15	15	15	15	15	15	15	15	15						
2500	15	15	15	15	15	15	15	15	15	15	15	15	15	15						
2600	15	15	15	15	15	15	15	15	15	15	15	15	15	15						
2700	15	15	15	15	15	15	15	15	15	15	15	15	15	15						
2800	15	15	15	15	15	15	15	15	15	15	15	15	15	15						

Scheme

Schema

Type 68 S - Type 70 S

Minimal required
Minimaal benodigd

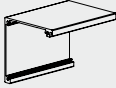
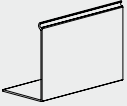
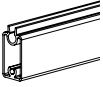
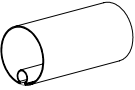
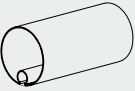
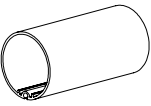
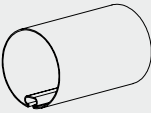
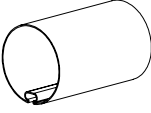
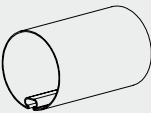


↑ [mm]	←→ [mm]												Advice 1 x							
	1000	1200	1400	1600	1800	2000	2200	2400	2600	2800	3000	3200	3400	3600	3800	4000	4200	4400	4600	
1000	8	8	8	8	8	8	8	8	8	8	8	8	15	15	15	15	15	15	15	
1100	8	8	8	8	8	8	8	8	8	8	8	8	15	15	15	15	15	15	15	
1200	8	8	8	8	8	8	8	8	8	8	8	8	15	15	15	15	15	15	15	
1300	8	8	8	8	8	8	8	8	8	8	8	8	15	15	15	15	15	15	15	
1400	8	8	8	8	8	8	8	8	8	8	8	8	15	15	15	15	15	15	15	
1500	8	8	8	8	8	8	8	8	8	8	8	8	15	15	15	15	15	15	15	
1600	8	8	8	8	8	8	8	8	8	8	8	8	15	15	15	15	15	15	15	
1700	8	8	8	8	8	8	8	8	8	8	8	8	15	15	15	15	15	15	15	
1800	8	8	8	8	8	8	8	8	8	8	8	8	15	15	15	15	15	15	15	
1900	8	8	8	8	8	8	8	8	8	8	8	8	15	15	15	15	15	15	15	
2000	8	8	8	8	8	8	8	8	8	8	8	8	15	15	15	15	15	15	15	
2100	8	8	8	8	8	8	8	8	8	8	8	8	15	15	15	15	15	15	15	
2200	8	8	8	8	8	8	8	8	8	8	8	8	15	15	15	15	15	15	15	
2300	8	8	8	8	8	8	8	8	8	8	8	8	15	15	15	15	15	15	15	
2400	8	8	8	8	8	8	8	8	8	8	8	15	15	15	15	15	15	15	15	
2500	8	8	8	8	8	8	8	8	8	8	15	15	15	15	15	15	15	15	15	
2600	8	8	8	8	8	8	8	8	8	15	15	15	15	15	15	15	15	15	15	
2700	8	8	8	8	8	8	8	8	15	15	15	15	15	15	15	15	15	15	15	
2800	8	8	8	8	8	8	8	15	15	15	15	15	15	15	15	15	15	15	15	

↑ [mm]	←→ [mm]								Advice 2 x											
	4800	5000	5200	5400	5600	5800	6000	6200	6400	6600	6800	7000	7200	7400						
1000	15	15	15	15	15	15	15	15	15	15	15	15	15	15						
1100	15	15	15	15	15	15	15	15	15	15	15	15	15	15						
1200	15	15	15	15	15	15	15	15	15	15	15	15	15	15						
1300	15	15	15	15	15	15	15	15	15	15	15	15	15	15						
1400	15	15	15	15	15	15	15	15	15	15	15	15	15	15						
1500	15	15	15	15	15	15	15	15	15	15	15	15	15	15						
1600	15	15	15	15	15	15	15	15	15	15	15	15	15	15						
1700	15	15	15	15	15	15	15	15	15	15	15	15	15	15						
1800	15	15	15	15	15	15	15	15	15	15	15	15	15	15						
1900	15	15	15	15	15	15	15	15	15	15	15	15	15	15						
2000	15	15	15	15	15	15	15	15	15	15	15	15	15	15						
2100	15	15	15	15	15	15	15	15	15	15	15	15	15	15						
2200	15	15	15	15	15	15	15	15	15	15	15	15	15	15						
2300	15	15	15	15	15	15	15	15	15	15	15	15	15	15						
2400	15	15	15	15	15	15	15	15	15	15	15	15	15	15						
2500	15	15	15	15	15	15	15	15	15	15	15	15	15	15						
2600	15	15	15	15	15	15	15	15	15	15	15	15	15	15						
2700	15	15	15	15	15	15	15	15	15	15	15	15	15	15						
2800	15	15	15	15	15	15	15	15	15	15	15	15	15	15						

Shortening sizes







Afkortmaten

Part Onderdeel	Control Bediening		Bol 75	Bol 85	Bol 95
 Top cover Bovenkap		↔	- 5 mm	- 5 mm	- 5 mm
 Bottom cover slanted Type 60 - Type 64 - Type 68 Onderkap schuin Type 60 - Type 64 - Type 68		↔	- 5 mm	- 5 mm	- 5 mm
 Bottom cover straight Type 62 - Type 66 - Type 70 Onderkap recht Type 62 - Type 66 - Type 70		↔	- 5 mm	- 5 mm	- 5 mm
 Bottom bar standard Onderlijst standaard		↔	- 75 mm	- 75 mm	- 75 mm
 Bottom bar small Onderlijst klein		↔	- 75 mm	- 75 mm	- 75 mm
 Tube ø48 Doekbuis ø48	Mono inside & Gear box outside Mono binnen & buiten	↔	- 45 mm	- 45 mm	- 45 mm
 Tube ø48 Doekbuis ø48	Tape or cord Band of koord Tape or cord winder Band- of koordwindwerk	↔	- 48 mm	- 48 mm	- 48 mm
 Tube ø50 Doekbuis ø50	Motorised Elektrisch	↔	Depending on the brand of the motor Afhankelijk van het merk motor		
 Tube ø63 Doekbuis ø63	Mono inside & Gear box outside Mono binnen & buiten	↔	X	- 46 mm	- 46 mm
 Tube ø63 Doekbuis ø63	Tape or cord Band of koord Tape or cord winder Band- of koordwindwerk	↔	X	- 52 mm	- 52 mm
 Tube ø63 Doekbuis ø63	Motorised Elektrisch	↔	Depending on the brand of the motor Afhankelijk van het merk motor		

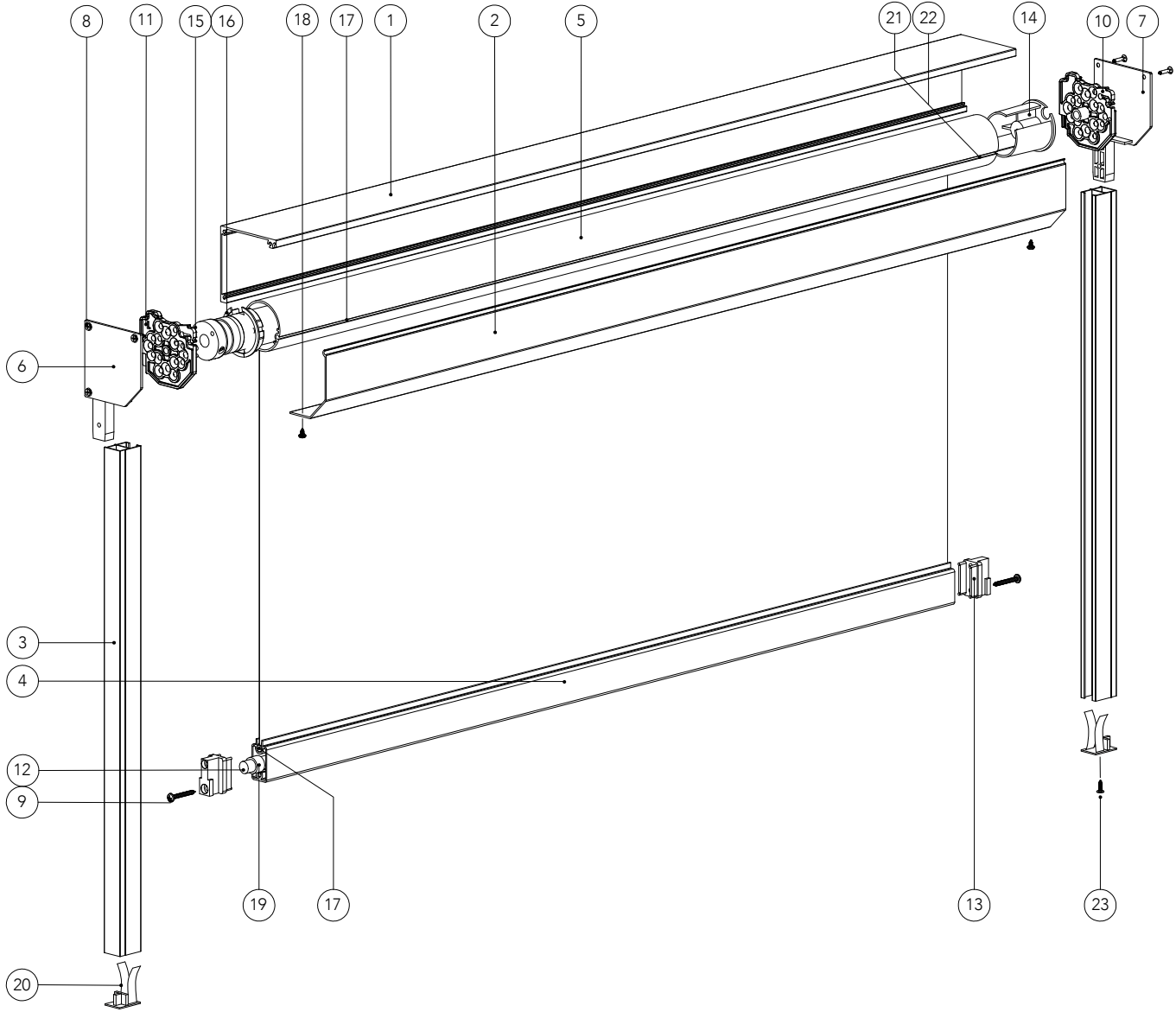
X = not possible | niet mogelijk

Shortening sizes

Afkortmaten

Part Onderdeel	Control Bediening	Bol 75	Bol 85	Bol 95
	Side guide Zijgeleider	 - 75 mm	- 85 mm	- 95 mm
	Fabric width Doekbreedte	 - 80 mm	- 80 mm	- 80 mm
	Fabric height Doekhoogte	 - 70 mm	- 80 mm	- 90 mm

Exploded view



Bill of material

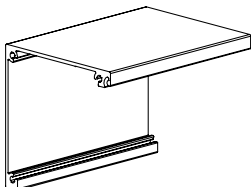
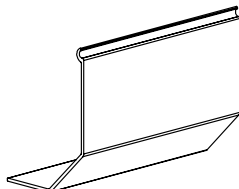
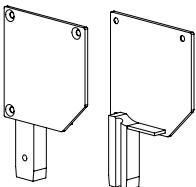
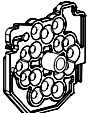
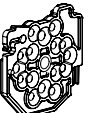
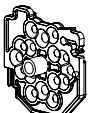
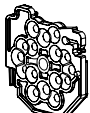
Stuklijst

Item Onderdeel	Description Omschrijving	Quantity Hoeveelheid
1	Top cover Bovenkap	1
2	Bottom cover Onderkap	1
3	Side guide Zijgeleider	2
4	Bottom bar Onderlijst	1
5	Tube Buis	1
6	End fix bracket - LEFT Zijkap - LINKS	1
7	End fix bracket - RIGHT Zijkap - RECHTS	1
8	Screw schroef DIN 7982C 3,5x16 (for 6 & 7)	8
9	Screw schroef DIN 7981C 4,2x32 (for 13)	2
10	Nylon fixing plate with spindle RIGHT Motorplaat met as RECHTS	1
11	Nylon fixing plate with spindle LEFT Motorplaat met as LINKS	1
12	Weight bottom bar Verzwaring onderlijst	*
13	Endcap bottom bar Eindstop onderlijst	2
14	Nylon bearing roller bung Lagerprop	1
15	Motor	1
16	Crown and drive adapter set Adapter en meenemer set	1
17	Nylon fabric string Doekpees (for 5)	1
17	Nylon fabric string Doekpees (for 4)	1
18	Screw Schroef DIN 7981C 3,5x6,5 (for 2)	2
19	Neoprene strip adhesive Neoprene strip zelfklevend	1
20	V-Guidestop V-Geleiderstop	2
21	Square nut Vierkantmoer DIN 562 A2 M4 (for screenfabric screendoek)	2
22	Screw Schroef DIN 965 M4X8 (for screenfabric screendoek)	2
23	Screw Schroef DIN 7982C 2,9x19 (for 20)	2

* Depending on the type of the control

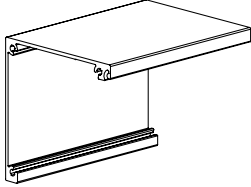
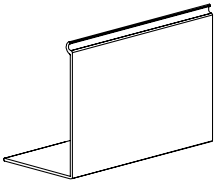
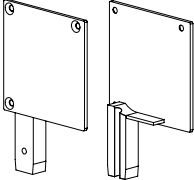
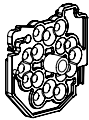
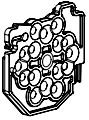
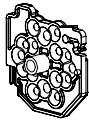
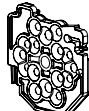
Parts list

Onderdelenlijst

Part Onderdeel	Part No. Art.nr	Description Omschrijving	Length in m ¹ Unit
LENGTHS LENGTES			
1		Top cover Type 60 XXS and Type 62 XXS Bovenkap Type 60 XXS en Type 62 XXS mill finish onbewerkt white wit ivory ivoor - RAL 9001 anodized technisch zilver anthracite antraciet - RAL 7016	6,7 m ¹
2		Bottom cover Type 60 XXS Onderkap Type 60 XXS mill finish onbewerkt white wit ivory ivoor - RAL 9001 anodized technisch zilver anthracite antraciet - RAL 7016	6,7 m ¹
PARTS ONDERDELEN			
6/7		Type 60 XXS End fix bracket <u>without</u> spindle Type 60 XXS Zijkap <u>zonder</u> as mill finish onbewerkt white wit ivory ivoor - RAL 9001 grey grijs - RAL 7035 anthracite antraciet - RAL 7016	set
ELECTRIC ELEKTRISCH			
11		Nylon fixing plate Type 60 XXS and Type 62 XXS <u>with</u> spindle - LEFT Motorplaat Type 60 XXS en Type 62 XXS <u>met</u> as - LINKS	
11		Nylon fixing plate Type 60 XXS and Type 62 XXS <u>without</u> spindle - LEFT Bevestigingsplaat Type 60 XXS en Type 62 XXS <u>zonder</u> as - LINKS	
10		Nylon fixing plate Type 60 XXS and Type 62 XXS <u>with</u> spindle - RIGHT Motorplaat Type 60 XXS en Type 62 XXS <u>met</u> as - RECHTS	
10		Nylon fixing plate Type 60 XXS and Type 62 XXS <u>without</u> spindle - RIGHT Bevestigingsplaat Type 60 XXS en Type 62 XXS <u>zonder</u> as - RECHTS	

Parts list

Onderdelenlijst

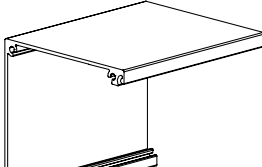
Part Onderdeel	Part No. Art.nr	Description Omschrijving	Length in m ¹ Unit
LENGTHS LENGTES			
1		Top cover Type 60 XXS and Type 62 XXS Bovenkap Type 60 XXS en Type 62 XXS mill finish onbewerkt white wit ivory ivoor - RAL 9001 anodized technisch zilver anthracite antraciet - RAL 7016	6,7 m ¹
2		Bottom cover Type 62 XXS Onderkap Type 62 XXS mill finish onbewerkt white wit ivory ivoor - RAL 9001 anodized technisch zilver anthracite antraciet - RAL 7016	6,7 m ¹
PARTS ONDERDELEN			
6/7		End fix bracket without spindle Type 62 XXS Zijkap zonder as Type 62 XXS mill finish onbewerkt white wit ivory ivoor - RAL 9001 grey grijs - RAL 7035 anthracite antraciet - RAL 7016	set
ELECTRIC ELEKTRISCH			
11		Nylon fixing plate Type 60 XXS and Type 62 XXS with spindle - LEFT Motorplaat Type 60 XXS en Type 62 XXS met as - LINKS	
11		Nylon fixing plate Type 60 XXS and Type 62 XXS without spindle - LEFT Bevestigingsplaat Type 60 XXS en Type 62 XXS zonder as - LINKS	
10		Nylon fixing plate Type 60 XXS and Type 62 XXS with spindle - RIGHT Motorplaat Type 60 XXS en Type 62 XXS met as - RECHTS	
10		Nylon fixing plate Type 60 XXS and Type 62 XXS without spindle - RIGHT Bevestigingsplaat Type 60 XXS en Type 62 XXS zonder as - RECHTS	

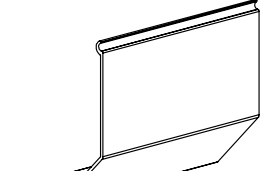
Parts list

Onderdelenlijst

Part Onderdeel	Part No. Art.nr	Description Omschrijving	Length in m ¹ Unit
-------------------	--------------------	-----------------------------	----------------------------------

LENGTHS | LENGTES

1 		Top cover Type 64 XS Bovenkap Type 64 XS	6,7 m ¹
	ART-008265	mill finish onbewerkt	
	ART-008266	white wit	
	ART-008267	ivory ivoor - RAL 9001	
	ART-008268	anodized technisch zilver	
	ART-008269	anthracite antraciet - RAL 7016	

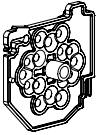
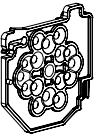
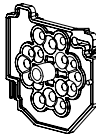
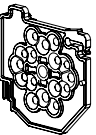
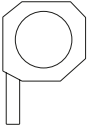
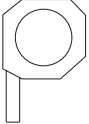
2 		Bottom cover slanted Type 64 XS Onderkap schuin Type 64 XS	6,7 m ¹
	ART-008274	mill finish onbewerkt	
	ART-008275	white wit	
	ART-008276	ivory ivoor - RAL 9001	
	ART-008277	anodized technisch zilver	
	ART-008278	anthracite antraciet - RAL 7016	

PARTS | ONDERDELEN

6/7 		End fix bracket slantend without spindle Type 64 XS	set
		Zijkap schuin zonder as Type 64 XS	
	ART-007940	mill finish onbewerkt	
	ART-007941	white wit	
	ART-007942	ivory ivoor - RAL 9001	
	ART-007943	grey grijs - RAL 7035	
ART-007944	anthracite antraciet - RAL 7016		

Parts list

Onderdelenlijst

Part Onderdeel	Part No. Art.nr	Description Omschrijving	Length in m' Unit
MOTORISED ELEKTRISCH			
11	ART-007949	Nylon fixing plate Type 64 XS and Type 66 XS with spindle - LEFT Motorplaat Type 64 XS en Type 66 XS met as - LINKS	
			
11	ART-007951	Nylon fixing plate Type 64 XS and Type 66 XS without spindle - LEFT Bevestigingsplaat Type 64 XS en Type 66 XS zonder as - LINKS	
			
10	ART-007950	Nylon fixing plate Type 64 XS and Type 66 XS with spindle - RIGHT Motorplaat Type 64 XS en Type 66 XS met as - RECHTS	
			
10	ART-007952	Nylon fixing plate Type 64 XS and Type 66 XS without spindle - RIGHT Bevestigingsplaat Type 64 XS en Type 66 XS zonder as - RECHTS	
			
LINKING KOPPELEN			
	ART-021570	Nylon centre slide bearing for Type 64 XS and Type 66 XS, spindle hole 51 mm, tube ø48 and ø50 Tussenglijlager voor Type 64 XS en Type 66 XS, gat 51 mm, buis ø48 en ø50 black zwart	
			
	ART-007737	Nylon centre slide bearing for Type 64 XS and Type 66 XS, spindle hole 65 mm, tube ø63 Tussenglijlager voor Type 64 XS en Type 66 XS, gat 65 mm, buis ø63 black zwart	
			

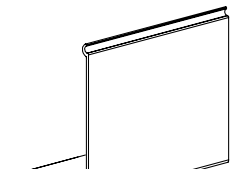
Parts list

Onderdelenlijst

Part Onderdeel	Part No. Art.nr	Description Omschrijving	Length in m ¹ Unit
-------------------	--------------------	-----------------------------	----------------------------------

LENGTHS | LENGTES

1 		Top cover Type 64 XS and Type 66 XS	6,7 m ¹
		Bovenkap Type 64 XS en Type 66 XS	
	ART-008265	mill finish onbewerkt	
	ART-008266	white wit	
	ART-008267	ivory ivoor - RAL 9001	
	ART-008268	anodized technisch zilver	
	ART-008269	anthracite antraciet - RAL 7016	

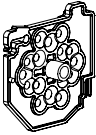
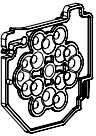
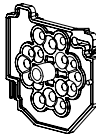
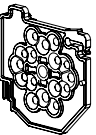
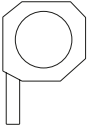
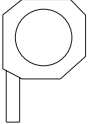
2 		Bottom cover Type 66 XS Onderkap Type 66 XS	6,7 m ¹
	ART-008282	mill finish onbewerkt	
	ART-008283	white wit	
	ART-008284	ivory ivoor - RAL 9001	
	ART-008285	anodized technisch zilver	
	ART-008286	anthracite antraciet - RAL 7016	

PARTS | ONDERDELEN

6/7 		End fix bracket <u>without</u> spindle Type 66 XS	set
		Zijkap <u>zonder</u> as Type 66 XS	
	ART-007953	mill finish onbewerkt	
	ART-007954	white wit	
	ART-007955	ivory ivoor - RAL 9001	
	ART-007956	grey grijs - RAL 7035	
	ART-007957	anthracite antraciet - RAL 7016	

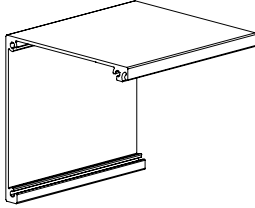
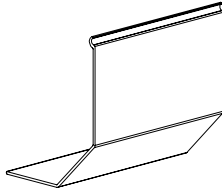
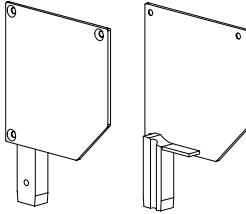
Parts list

Onderdelenlijst

Part Onderdeel	Part No. Art.nr	Description Omschrijving	Length in m' Unit
MOTORISED ELEKTRISCH			
11	ART-007949	Nylon fixing plate Type 64 XS and Type 66 XS with spindle - LEFT Motorplaat Type 64 XS en Type 66 XS <u>met</u> as - LINKS	
			
11	ART-007951	Nylon fixing plate Type 64 XS and Type 66 XS without spindle - LEFT Bevestigingsplaat Type 64 XS en Type 66 XS <u>zonder</u> as - LINKS	
			
10	ART-007950	Nylon fixing plate Type 64 XS and Type 66 XS with spindle - RIGHT Motorplaat Type 64 XS en Type 66 XS <u>met</u> as - RECHTS	
			
10	ART-007952	Nylon fixing plate Type 64 XS and Type 66 XS without spindle - RIGHT Bevestigingsplaat Type 64 XS en Type 66 XS <u>zonder</u> as - RECHTS	
			
LINKING KOPPELEN			
	ART-021570	Nylon centre slide bearing for Type 64 XS and Type 66 XS, spindle hole 51 mm, tube ø48 and ø50 Tussenglijlager voor Type 64 XS en Type 66 XS, gat 51 mm, buis ø48 en ø50 black zwart	
			
	ART-007737	Nylon centre slide bearing for Type 64 XS and Type 66 XS, spindle hole 65 mm, tube ø63 Tussenglijlager voor Type 64 XS en Type 66 XS, gat 65 mm, buis ø63 black zwart	
			

Parts list

Onderdelenlijst

Part Onderdeel	Part No. Art.nr	Description Omschrijving	Length in m ¹ Unit
LENGTHS LENGTES			
1 		Top cover Type 68 S and Type 70 S Bovenkap Type 68 S en Type 70 S	6,7 m ¹
	ART-008294	mill finish onbewerkt	
	ART-008295	white wit	
	ART-008296	ivory ivoor - RAL 9001	
	ART-008297	anodized technisch zilver	
	ART-008298	anthracite antraciet - RAL 7016	
2 		Bottom cover Type 68 S Onderkap Type 68 S	6,7 m ¹
	ART-008305	mill finish onbewerkt	
	ART-008306	white wit	
	ART-008307	ivory ivoor - RAL 9001	
	ART-008308	anodized technisch zilver	
	ART-008309	anthracite antraciet - RAL 7016	
PARTS ONDERDELEN			
6/7 		End fix bracket <u>without spindle</u> Type 68 S Zijkap zonder as Type 68 S	set
	ART-007991	mill finish onbewerkt	
	ART-007992	white wit	
	ART-007993	ivory ivoor - RAL 9001	
	ART-007994	grey grijs - RAL 7035	
	ART-007995	anthracite antraciet - RAL 7016	

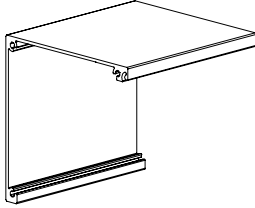
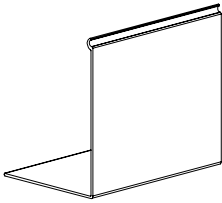
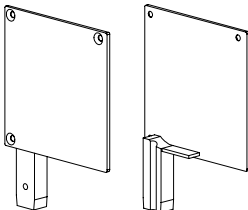
Parts list

Onderdelenlijst

Part Onderdeel	Part No. Art.nr	Description Omschrijving	Length in m' Unit
MOTORISED ELEKTRISCH			
11	ART-007999	Nylon fixing plate Type 68 S and Type 70 S with spindle - LEFT Motorplaat Type 68 S en Type 70 S <u>met</u> as - LINKS	
11	ART-008001	Nylon fixing plate Type 68 S and Type 70 S without spindle - LEFT Bevestigingsplaat Type 68 S en Type 70 S <u>zonder</u> as - LINKS	
10	ART-008000	Nylon fixing plate Type 68 S and Type 70 S with spindle - RIGHT Motorplaat Type 68 S en Type 70 S <u>met</u> as - RECHTS	
10	ART-008002	Nylon fixing plate Type 68 S and Type 70 S without spindle - RIGHT Bevestigingsplaat Type 68 S en Type 70 S <u>zonder</u> as - RECHTS	
LINKING KOPPELEN			
	ART-007747	Nylon centre slide bearing for Type 68 S and Type 70 S, spindle hole 65 mm, tube ø63 Tussenglijlager voor Type 68 S en Type 70 S, gat 65 mm, buis ø63 black zwart	

Parts list

Onderdelenlijst

Part Onderdeel	Part No. Art.nr	Description Omschrijving	Length in m ¹ Unit
LENGTHS LENGTES			
1 	Top cover Type 68 S and Type 70 S		6,7 m ¹
	Bovenkap Type 68 S en Type 70 S		
	ART-008294	mill finish onbewerkt	
	ART-008295	white wit	
	ART-008296	ivory ivoor - RAL 9001	
	ART-008297	anodized technisch zilver	
ART-008298	anthracite antraciet - RAL 7016		
2 	Bottom cover Type 70 S Onderkap Type 70 S		6,7 m ¹
	Bodemkap Type 70 S Onderkap Type 70 S		
	ART-008316	mill finish onbewerkt	
	ART-008317	white wit	
	ART-008318	ivory ivoor - RAL 9001	
	ART-008319	anodized technisch zilver	
ART-008320	anthracite antraciet - RAL 7016		
PARTS ONDERDELEN			
6/7 	End fix bracket <u>without spindle</u> Type 70 S		set
	Zijkap zonder as Type 70 S		
	ART-008015	mill finish onbewerkt	
	ART-008016	white wit	
	ART-008017	ivory ivoor - RAL 9001	
	ART-008018	grey grijs - RAL 7035	
ART-008019	anthracite antraciet - RAL 7016		

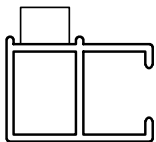
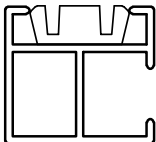
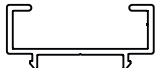
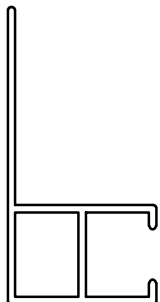
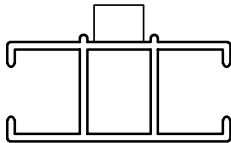
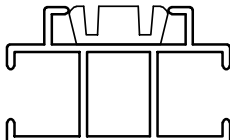
Parts list

Onderdelenlijst

Part Onderdeel	Part No. Art.nr	Description Omschrijving	Length in m' Unit
MOTORISED ELEKTRISCH			
11	ART-007999	Nylon fixing plate Type 68 S and Type 70 S with spindle - LEFT Motorplaat Type 68 S en Type 70 S met as - LINKS	
11	ART-008001	Nylon fixing plate Type 68 S and Type 70 S without spindle - LEFT Bevestigingsplaat Type 68 S en Type 70 S zonder as - LINKS	
10	ART-008000	Nylon fixing plate Type 68 S and Type 70 S with spindle - RIGHT Motorplaat Type 68 S en Type 70 S met as - RECHTS	
10	ART-008002	Nylon fixing plate Type 68 S and Type 70 S without spindle - RIGHT Bevestigingsplaat Type 68 S en Type 70 S zonder as - RECHTS	
LINKING KOPPELEN			
	ART-007747	Nylon centre slide bearing for Type 68 S and Type 70 S, spindle hole 65 mm, tube ø63 Tussenglijlager voor Type 68 S en Type 70 S, gat 65 mm, buis ø63 black zwart	

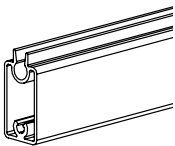
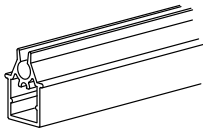
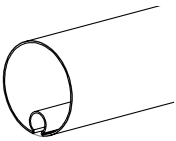
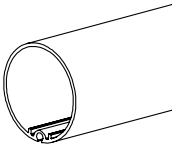
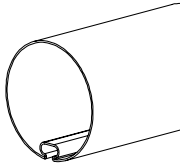
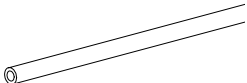
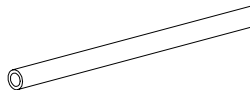
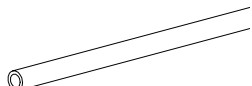
Parts list

Onderdelenlijst

Part Onderdeel	Part No. Art.nr	Description Omschrijving	Length in m ¹ Unit
HEIGHTS HOOGTES			
3 		Side guide Zijgeleider - HTF	6,7 m ¹
	ART-008035	mill finish onbewerkt	
	ART-008036	white wit	
	ART-008037	ivory ivoor - RAL 9001	
	ART-008038	anodized technisch zilver	
	ART-008039	anthracite antraciet - RAL 7016	
3 		Side guide Zijgeleider - HTF click	6,7 m ¹
	ART-008051	mill finish onbewerkt	
	ART-008052	white wit	
	ART-008053	ivory ivoor - RAL 9001	
	ART-008054	anodized technisch zilver	
	ART-008055	anthracite antraciet - RAL 7016	
		Filling profile Opvulprofiel 10 mm - HTF click	6,7 m ¹
	ART-008057	white wit	
	ART-008058	ivory ivoor - RAL 9001	
	ART-008059	anodized technisch zilver	
	ART-008060	anthracite antraciet - RAL 7016	
3 		Side guide Zijgeleider - LHTF	6,7 m ¹
	ART-008042	white wit	
	ART-008043	ivory ivoor - RAL 9001	
	ART-008045	anodized technisch zilver	
	ART-008046	anthracite antraciet - RAL 7016	
3 		Centre guide Koppelgeleider - MHTF	6,7 m ¹
	ART-008083	mill finish onbewerkt	
	ART-008087	anodized technisch zilver	
3 		Centre guide Koppelgeleider - MHTF click	6,7 m ¹
	ART-008094	mill finish onbewerkt	
	ART-008098	anodized technisch zilver	

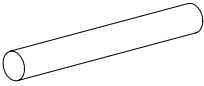
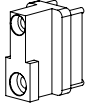
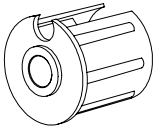
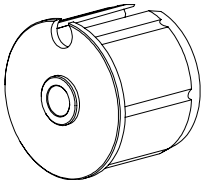
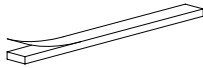
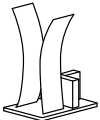
Parts list

Onderdelenlijst

Part Onderdeel	Part No. Art.nr	Description Omschrijving	Length in m ¹ Unit
LENGTHS LENGTES			
4 		Bottom bar standard Onderlijst standaard	6,7 m ¹
	ART-008104	mill finish onbewerkt	
	ART-008105	white wit	
	ART-008106	ivory ivoor - RAL 9001	
	ART-008108	anodized technisch zilver	
	ART-008109	anthracite antraciet - RAL 7016	
ART-008110	anthracite textured paint antraciet structuurlak - VS716		
4 		Bottom bar small Onderlijst klein	6,7 m ¹
	ART-008112	mill finish onbewerkt	
	ART-008113	white wit	
	ART-008114	ivory ivoor - RAL 9001	
	ART-008115	anodized technisch zilver	
	ART-008116	anthracite antraciet - RAL 7016	
ART-008117	anthracite textured paint antraciet structuurlak - VS716		
5 	ART-008355	Tube ø48 Doekbuis ø48 x 0,8 mm galvanized verzinkt	7,5 m ¹
5 	ART-008033	Tube ø50 Elektrobuis ø50 aluminium	7,0 m ¹
5 	ART-032495	Tube ø63 Doekbuis ø63 x 1,0 mm mill finish onbewerkt	7,5 m ¹
17 	ART-007658	Nylon fabric string Doekpees - 5 mm - for tube ø63 - voor elektrobuis ø63	
17 	ART-005359	Nylon fabric string Doekpees - 6 mm - for tube ø48 and bottom bar - voor elektrobuis ø48 en onderlijst	
17 	ART-007642	Nylon fabric string Doekpees - 2 mm - for tube ø50 - voor elektrobuis ø50	

Parts list

Onderdelenlijst

Part Onderdeel	Part No. Art.nr	Description Omschrijving	Length in m' Unit
PARTS ONDERDELEN			
12		Weight bottom bar Verzwaring onderlijst ø12	
		galvanized verzinkt	
	ART-007678	500 mm	
	ART-007679	750 mm	
13		Endcap bottom bar standard Eindstop onderlijst standaard	
		black zwart	
	ART-007718		
	ART-007725	Endcap bottom bar small Eindstop onderlijst klein	
		black zwart	
14		Nylon bearing roller bung ø48 Lagerprop ø48	25
	ART-007711	spindle hole 12 mm, flange 2 mm gat 12 mm, kraag 2 mm	
14		Nylon bearing roller bung ø63 Lagerprop ø63	
	ART-007715	spindle hole 12 mm, flange 2 mm gat 12 mm, kraag 2 mm	
19		Neoprene strip adhesive Neoprene strip zelfklevend - 10x2 mm	50 m ¹
	ART-008346		
20		V-Guidestop V-Geleiderstop	
	ART-007727	black zwart	

Parts list

Onderdelenlijst

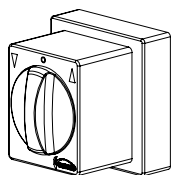
Part Onderdeel	Part No. Art.nr	Description Omschrijving	Length in m' Unit
-------------------	--------------------	-----------------------------	----------------------

MOTORIZED | ELEKTRISCH

Crown and drive adapter set | Adapter en meenemer set

NOTE! Depending on the type of motor

LET OP! Afhankelijk van type motor



ART-046677

Wall-mounted rotating switch with box | Opbouwschakelaar met trekontlasting 100-500

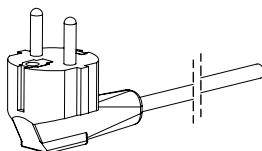
white | wit



ART-008871

Wall-mounted rotating switch | Inbouwdraaischakelaar

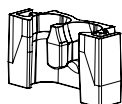
white | wit



ART-008876

Angle plug incl. cable | Haakse stekker incl. kabel (3x0,75)

3 m'

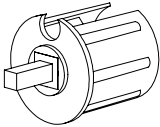
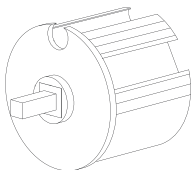
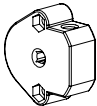
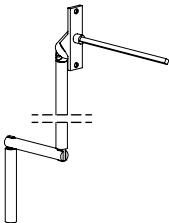
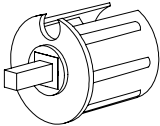
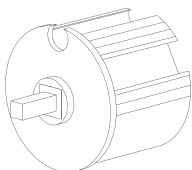
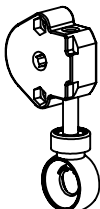


ART-007748

Cable routing block | Kabelgeleidingblok

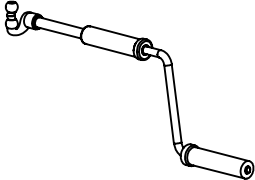
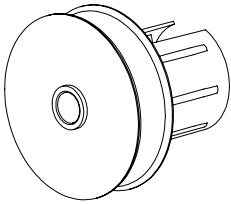
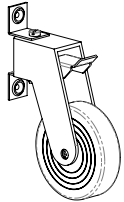
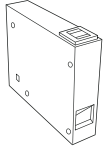



Parts list

Liste des pièces | Stückliste | Onderdelenlijst

Part Onderdeel	Part No. Art.nr	Description Omschrijving	Length in m' Unit
MONO INSIDE MONO BINNEN			
	ART-007701	Nylon monoplug ø48 Monoprop ø48 square spindle 7 mm as 7 mm	25
	ART-007704	Nylon monoplug ø63 Monoprop ø63 spindle 7 mm as 7 mm	25
	ART-005269	Gear box 1:6 without limiter Windwerk 1:6 vierkante zonder eindbegrenzer spindle hole 7 mm gat 7 mm	
	ART-008350 ART-008351 ART-008352	Crank handle with square spindle 6 mm for indoor operation 90° Draaistang (slingerstang) vierkante as 6 mm 140 cm 160 cm 220 cm	
GEAR BOX OUTSIDE MONO BUITEN (OOGWINDWERK BUITEN)			
	ART-007701	Nylon monoplug ø48 Monoprop ø48 spindle 7 mm as 7 mm	25
	ART-007704	Nylon monoplug ø63 Monoprop ø63 spindle 7 mm as 7 mm	25
	ART-007697	Gear box PVC eye Oogwindwerk met PVC oog	

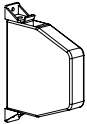
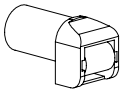

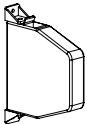
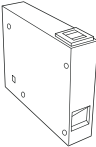



Parts list









Liste des pièces | Stückliste | Onderdelenlijst

Part Onderdeel	Part No. Art.nr	Description Omschrijving	Length in m' Unit
	ART-006664	Crank handle for nylon eye Draaistang voor PVC oog 120 cm galvanized verzinkt	
	ART-006665	120 cm white wit	
	ART-006666	140 cm galvanized verzinkt	
	ART-006667	140 cm white wit	
	ART-006668	160 cm galvanized verzinkt	
	ART-006669	160 cm white wit	
	ART-006672	200 cm galvanized verzinkt	
	ART-006673	200 cm white wit	
TAPE INSIDE/OUTSIDE BAND BINNEN/BUITEN			
	ART-007714	Nylon bearing roller bung ø48 Lagerprop ø48 spindle hole 12 mm, pulley 75 mm gat 12 mm, schijf 75 mm	25
	ART-006656	Tape winder outside Bandopwinder buiten nylon kunststof	
	ART-000323	Tape-wire winch Bandwindwerk 1:3 white wit	
	ART-000324	brown bruin	
	ART-000352	Separate crank for tape-wire winch 1:3 Slinger voor bandwindwerk 1:3 length lengte 16 cm	
	ART-000337	Nylon tape guide, round for tape 14 mm Bandgeleider PVC inslag voor band 14 mm white wit	
	ART-007739	Nylon eye-led tape with lip for 18 mm tape Banddoorvoerplaatje met lip voor 18 mm band white wit	
	ART-007740	black zwart	
	ART-007741	grey grijs	

Parts list



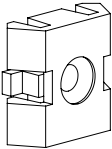
Liste des pièces | Stückliste | Onderdelenlijst

Part Onderdeel	Part No. Art.nr	Description Omschrijving	Length in m' Unit
	ART-000319 ART-000320	Tape winder for indoor operation Bandopwinder scharnierend - 4.5 mtr white wit brown bruin	
	ART-000335	Nylon tape guide Bandgeleider PVC insteek - nylon rol white wit	
	ART-000332	Tape Band 14 mm black-white zwart-wit	
CORD INSIDE KOORD BINNEN			
	ART-000343	Cord winder Koordopwinder white wit	
	ART-000345	Cord-wire winch Koordwindwerk 1:3 white wit	
	ART-000352	Separate crank for cord-wire winch 1:3 Slinger voor koordwindwerk 1:3 length lengte 16 cm	
	ART-000346	Nylon cord guide with steel roller and steel spring 250 mm Koordgeleider PVC stalen rol + veer 250 mm	
	ART-000347	Nylon cord Koord nylon - 4.2 mm black-white zwart-wit	

Part Onderdeel	Part No. Art.nr	Description Omschrijving	Length in m' Unit
SCREWS SCHROEVEN			
8	ART-025438	Screw Schroef DIN 7982C 3,5X16 - for mounting End fix bracket - voor montage van de zijkap	
			
9	ART-025404	Screw Schroef DIN 7981C 4,2x32 - for mounting endcap bottom bar - voor montage van de eindstop onderlijst	
			
18	ART-025373	Screw Schroef DIN 7981C 3,5x6,5	
			
	ART-025357	Screw Schroef DIN965 M6x25 - for mono inside & outside - voor mono binnen & buiten	
			
	ART-025514	hexagon nut Zeskant moer M6 DIN 934 - for mono inside & outside - voor mono binnen & buiten	
			
21	ART-025288	Square nut Vierkantmoer DIN 562 A2 M4	
			
22	ART-025289	Screw Schroef DIN 965 M4X8	
			
23	ART-025286	Screw Schroef DIN 7982C 2,9x19 - for V-Guidestop - voor V-Geleiderstop	
			

Parts list

Onderdelenlijst

Part Onderdeel	Part No. Art.nr	Description Omschrijving	Length in m' Unit
VARIOUS OVERIGEN			
	ART-007730	Nylon adapter bus 5x10x7,5 mm for rear side, side guide Opvulbusje voor zijgeleider HTF	
	ART-000241 ART-000242 ART-000243 ART-000244 ART-000245 ART-000246 ART-000247 ART-000248 ART-000249 ART-000250 ART-000251 ART-000252	Nylon sealing caps Afdekdopje 10 mm white wit grey grijs brown bruin hell beige natural naturel (9006) cream creme red rood black zwart dark green donkergroen steel blue staalblauw antracite grey antraciet grijs cream white roomwit (9001)	8 pieces 8 stuks
	ART-007735	Nylon adapter block side guide HTF click Bevestigingsblokje zijgeleider HTF click 30X27 mm white wit	100

BOLBYR®

Bolbyr B.V. - Magazijnweg 27-29 - 5683 CV Best - Nederland (Netherlands)
T +31 (0)88-9876543 - sales@bolbyr.com - www.bolbyr.com